















# ENGLISH EXAM

## READING

Name: _____ Surname: _____ N <sup>ber</sup> : _____ Grade/Class: _____			
Assessment: _____	Date: _____		
 <input type="checkbox"/>  <input type="checkbox"/>  <input type="checkbox"/>  <input type="checkbox"/>  <input type="checkbox"/>	<table border="1" style="width: 100%; border-collapse: collapse;"> <tr> <td style="width: 50%; text-align: center;">Teacher's signature: _____</td> <td style="width: 50%; text-align: center;">Parent's signature: _____</td> </tr> </table>	Teacher's signature: _____	Parent's signature: _____
Teacher's signature: _____	Parent's signature: _____		

### 1) Read. Put a tick or a cross.

Amy is at the playground. There is a **kite** on the tree.  
 There is a **ball** in the sand.  
 There isn't a **swing**. There is a **slide**.  
 There is a **seesaw**. There isn't a **bench**.

### 2) Read and write the names.



- a) Amy is on the tree.
- b) Molly is on the slide.
- c) Alex is under the slide.
- d) Simba is next to the slide.
- e) Susan is next to Simba.










# ENGLISH EXAM

## READING



### Answer key

1.

						
Yes	yes	yes	no	yes	no	No

2. Up - Molly, Amy

Down - Alex, Martin, Susan